


MISSIONARY LESSONS FOR MISSION MINDED KIDS

The Schubert Family Serving In Honduras



Ed, Valerie, Wes, AJ, and Cheyenne Schubert
**Missionaries to Honduras,
Central America**

Financial Support:
The E.C. Global Ministries Commission
100 W Park Ave, Myerstown, PA 17067
*Please make checks payable to: The E.C. Church
Attn. Schubert Family Fund

E-mail: edvalschubert@yahoo.com
Phone: 011-504-98-76-96-41

Blog Site: www.schubertfamilyinhonduras.blogspot.com

The Schubert Family

Goals of Lesson:

1. Students will understand the purpose and importance of bringing the life-changing Gospel of Jesus Christ to Honduras.
2. Students will become familiar with the Schubert family and understand the work they do among the people of Honduras.
3. The students will learn to never give up as we run the race that God has chosen for our lives.

Verse for the Schuberts:

Hebrews 12:1

“And let us run with perseverance the race that God has set before us.” (NLT)

Before Class:

- Make copies of the North America map, the dot-to-dot picture, the word search puzzle, the maze and the Honduran flag for each student.
- Prepare pictures of Tegucigalpa and the Schubert family as power point slides to show on a screen, or print them and back them with cardstock for stability.
- Cut the Honduras/Tegucigalpa/Zambrano page in thirds. Roll a piece of tape for the back of each piece and stick to the wall or board as you tell the story for the children to copy onto their maps.
- Write the verse on the board or a poster board in order to review several times with the students. The letters left from the word search puzzle will spell out the words of the verse, to be written at the bottom of the puzzle.
- Make color copies of Schubert’s prayer card, printed on cardstock. Locate magnetic strips and glue if desired.
- Make a batch of Chismol and/or Corn Tortillas at home and serve it to your students if you want an authentic Honduran snack. Make copies of the recipe page to send home with the kids to try with their family.

HONDURAS

TEGUCIGALPA

ZAMBRANO

Lesson Plan:

- Give children a copy of the North America map. Tape the word “Honduras” on the board and have the students color the country and copy the word onto the blanks. (5 min.)
- Give the children a copy of the dot-to-dot page. Have them connect the dots to make the country of Honduras, writing the letters into the blanks to make the title. (5 min.)
- Tell the story about the Schubert family, having the children fill in the blanks on their map, and showing the pictures when you get to the appropriate places in the story. (15-20 min.)
- Give each student a copy of the Schubert family prayer card and help them affix a strip of magnet on the back if desired. Pray together for the Schubert family and the Honduran people they minister to. (5 min.)
- Show students the verse for the Schubert family and have them repeat it with you. Talk about the idea that each one of us has a race that God has given us to run, and we must not give up, but run with perseverance. Discuss some examples of what a person’s “race” might be and why it would be important to have perseverance. Give them the word search/memory verse puzzle to complete. (15-20 min.)
- Give students the maze and Honduran flag to take home or finish in class. (10 min.)

Story for Schubert Family Lesson:

(Give students the dot-to-dot map of Honduras. Have them complete the map and print the name of the country at the top. Then have them listen for directions to complete the rest of the blanks.) Honduras is a small Spanish-speaking country in Central America. It is about the size of our state of Tennessee. The country's capital, Tegucigalpa (tay-goose-ih-gal-pah) is a large city with some modern buildings, restaurants and streets. **(Tape the word on the board and help the students write the letters into the blanks beside the star for the capital city of Honduras.)** Other parts of the city are extremely impoverished with no modern conveniences at all. **(Show picture of Tegucigalpa.)** Thousands of children live out on the streets of the city, having been abandoned by their family. These children have to learn to take care of themselves and find food wherever they can. Many die from diseases and accidents.

In the mountains, about one hour north of the city, is a village named Zambrano. **(Tape the word on the board and help students fill the letters into the blanks beside the heart on their dot-to-dot picture of the country.)** It is here that the Schubert Family lives and works, showing the love of Jesus to the Honduran people who live there.

Ed and Valerie Schubert have lived and worked in Honduras since 2001. They work through an organization called "Casa de Luz", which means "House of Light" in Spanish. Casa de Luz operates two Centers for children between the ages of 2 and 11. One Center is in Tegucigalpa and the other is in Zambrano. Many of these needy children don't have the opportunity to attend any other school, so this is their only way to learn basic social and academic skills. At the Center, they also learn about Jesus' love and get a good nutritious meal.

(Show picture of Schubert family behind trees.) The Schuberts have two sons named Wes (1992) and AJ (short for Adam John, 1996) and they have adopted a little girl from Honduras, named Cheynece (2006). Wes and AJ are going to college in the United States and Cheynece is homeschooled at their home in Zambrano. A homeschool tutor lives with their family to help with lessons, as well as the regular household chores and other ministry activities.

Together, the family participates in all kinds of ways to introduce God's love to their Honduran neighbors. Visiting with needy families, teaching English, holding Bible Studies, building homes for the homeless and providing basic needs for many families are some of the things the Schuberts do through Casa de Luz.

In Honduras, the Schuberts can get a lot of the same foods we have in the United States, along with some interesting foods that are unique to Honduras. They eat a lot of vegetables like peppers, cucumbers, and tomatoes, and fruits like bananas, pineapples, plantains, avocados and mangoes. They eat beans and rice and corn tortillas, along with eggs, cheese, and chicken meat. Things like ice cream and chocolate chips are very expensive and hard to get.

Coffee is a major export for Honduras as it grows well on the steep sides of the mountains. Pineapples, citrus fruits and bananas are also grown in Honduras and sold all over the world. Many people do not realize that a banana plant grows rapidly and can produce its first and only bunch of bananas in about fourteen months. Once a bunch of bananas is produced, the banana plant is cut off near the ground because it will not produce more than one bunch in its lifetime. A new plant will grow from the old roots to form a new tall plant (10-15 ft. tall) to produce a new bunch of bananas next year.

A large part of Honduras is mountainous, and because of the high altitude, the weather is cool and beautiful. The days are usually in the 70's and the nights can go as low as the 40's. The temperature in the lower plains, where Tegucigalpa is, stays as much as 20 degrees warmer. The dry season (like our summer) is from January to May. The rainy season (like our winter) is from May to December. It rains almost every day in the rainy season, but the temperatures stay about the same all year around.

God has chosen the mountains of Honduras for the Schubert family to live and minister in. He also chooses a place for each of us to live in and He puts people around us that He wants us to minister to. In His Word, God has told us to keep trying our best to live our life God's way and show His love to the people around us. He calls our life a race, and He tells us to run that race with perseverance, never giving up until we reach Heaven.





Don't Give Up

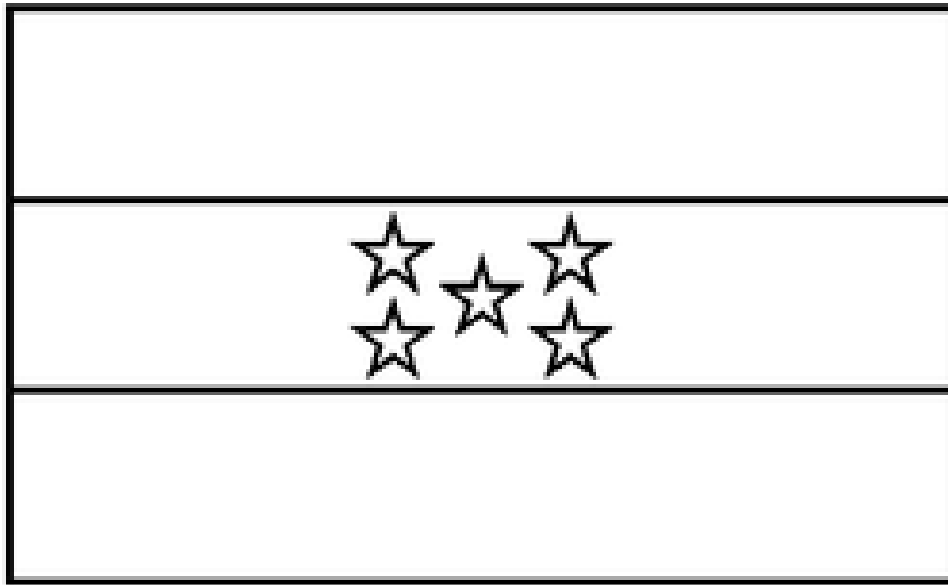
Find the words in the puzzle. The letters that are left over will spell out the verse for the Schuberts. As you find the extra letters, write the verse in the blanks below.

A S A L L I T R O T N R O C H
R C A P L A G I C U G E T L O
M A I N E R D L I H C Y E T M
E O I R A N E U S R U E E E E
N E U N E E H C W I T L D I L
H P F N Y M B O E E R S W R E
S E V F T S A B J N E E A E S
R A N O O A E L I M Y W R L S
C E T H N C I A A R A E D A C
E R A C E A T N S R A D H V H
H H O N D U R A S O T C A C U
S E H C A E B B A G N N T G B
S C H O O L O D M N H A E S E
S B A N A N A E T A B E F C R
S P A N I S H O R M Z E U S T

ADAMJOHN
BANANA
BEACHES
CARIBBEAN
CENTRALAMERICA
CHEYNECE
CHILDREN
COFFEE

CORNTORTILLAS
EDWARD
HOMELESS
HONDURAS
MANGO
MOUNTAINS
RAINYSEASON

SCHOOL
SCHUBERT
SPANISH
TEGUCIGALPA
VALERIE
WESLEY
ZAMBRANO



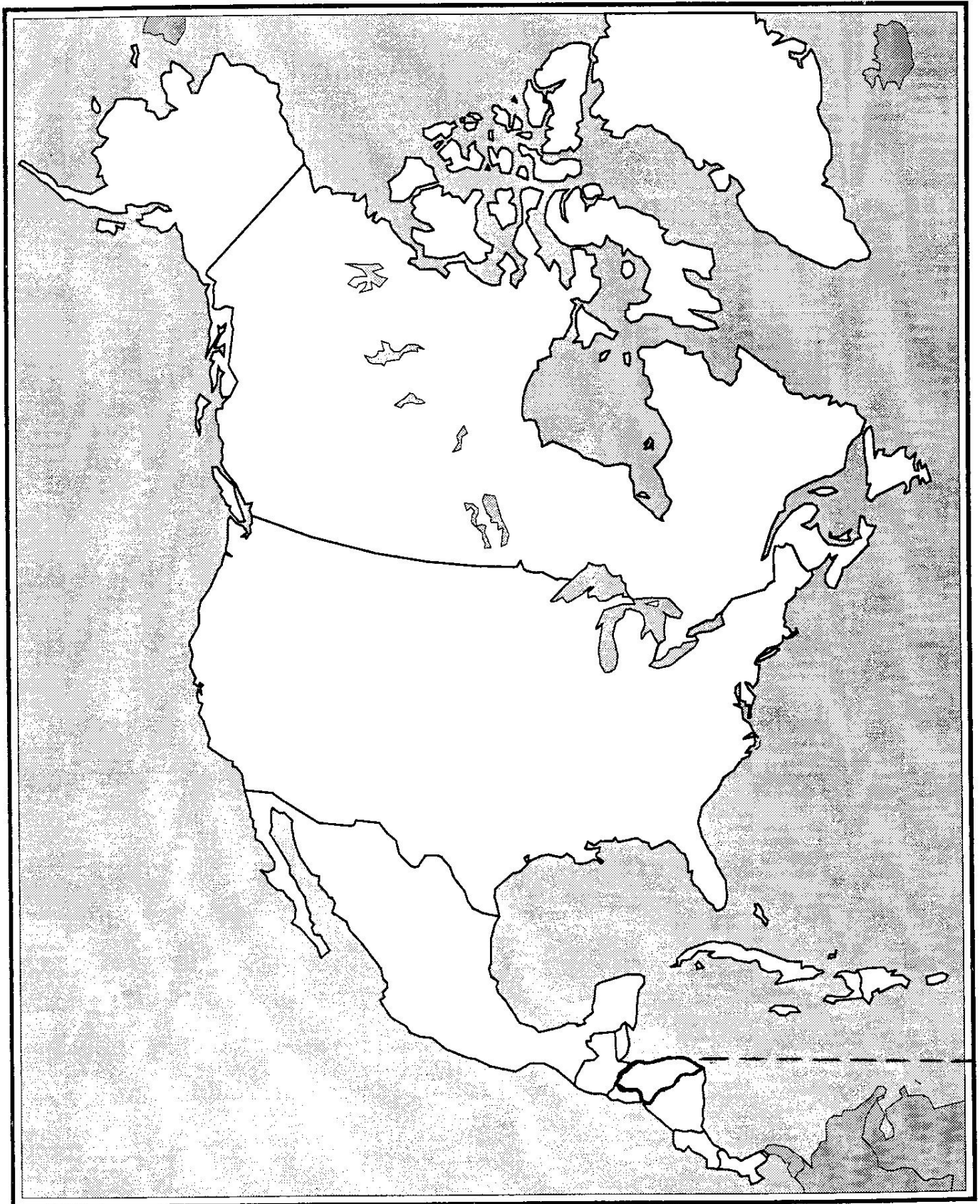
HONDURAS

Color the stars and the top and bottom stripes a royal blue color.
Leave the middle stripe white.

The five stars represent the five original Central American countries; Honduras, Guatemala, El Salvador, Costa Rica and Nicaragua. Panama and Belize became Central American countries more recently.



North America



**You can help children find their way to Casa de Luz
by praying for them.**



Chismol

*This is a typical side condiment to all Honduran meals.
Serve with rice, beans, tortillas, nacho chips, sour cream, etc.*

3 ripe tomatoes, finely diced
1 green pepper, finely diced
1 cucumber, peeled and finely diced
1 medium onion, finely diced
1 Tablespoon fresh cilantro, chopped
2-3 Tablespoons fresh lime juice
Salt and Pepper to taste.

Combine all ingredients and mix well. Chill at least 2 hours.

Honduran Corn Tortillas

1 cup Masa Corn Flour (not corn meal)
½ tsp. powdered chicken bouillon
Enough water to make a soft dough that will hold together

Mix together with your hands. If dough is too sticky, add a little bit of corn flour. If it is dry and crumbly, it needs a few more drops of water. Use your hands to pat small amounts into round flat tortillas. Lay on greased griddle or cast iron pan. Cook on both sides, turning once. Eat warm with rice, beans and chismol and sour cream.