

# MISSION MINDED KIDS

## Nepal - Lesson 2




### FEATURED THIS LESSON:

Goals & Verse for the Lesson

Lesson Plan

Lesson - Animals of Nepal

Activity Pages



# ANIMALS OF *Nepal*

## GOALS FOR LESSON 2

- Children will be introduced to some of the animals that live in the mountains of Nepal.
- Children will be introduced to the Hindu Religion.
- Children will begin to recognize the verse for Nepal and begin to relate it to what they are learning about life in Nepal.

## VERSE FOR NEPAL

*"The humble will see their God at work and be glad. Let all who seek God's help live in joy. For the Lord hears the cries of His needy ones; He does not despise His people who are oppressed."* Psalm 69: 32-33

## BEFORE CLASS

- Read through lesson and decide what you will use according to your age group and time allotted.
- Make copies of coloring and puzzle pages to use in class or send home. Collect crayons or markers to use in class.
- Prepare animal pictures according to how you will use them. They could be viewed as a slide on a screen or enlarged and mounted on cardstock to show the class.
- Decide how you will play the "Trekking in Nepal" game and make preparations according to the directions.
- Prepare to discuss the verses listed at the end of the story according to the needs of your class.






## LESSON PLAN

- Begin your lesson time with prayer.
- Play the "Trekking in Nepal" game; explaining to the children why so many people come to Nepal to go "trekking," and how this idea can relate to missionaries (foreign or native) taking the good news of the gospel of Jesus Christ to the needy and oppressed people of Nepal.
- Read or tell the story part of the lesson; discussing and explaining as necessary for your group. Show the prepared animal pictures as you talk about them in the story. The picture of the rats with the child in the temple may bring up a lot of questions. Be prepared to lead an age-appropriate discussion with your children on the idea of worshipping rats and cows and the ramifications of allowing all rats to live and never being able to butcher a cow. (Hinduism and the caste system are rather lengthy and complex--though interesting--studies. More will be addressed in coming lessons, but for simplicity and brevity, much has been left out. You may present as much or as little as you feel is appropriate for your students.)
- Have older students look up and read the verses included in the last paragraphs of the story. Discuss the verses and their meanings and contrast the claims of Christianity against the beliefs of the Hindus presented here. If you have young or non-readers, you could type the included verses in large font and print them off. Mount them on colored paper for stability and post them in the room. Point to the words as you slowly read them aloud to help the children absorb the meanings. Younger or non-churched students may not be familiar with the basic claims of Christ, and will need more discussion on what Christians believe and why they can live differently than Hindu people. Take the opportunity to explain the way of salvation and pray with any of your students who may have never accepted Christ.
- Use the remaining time in the classroom to do the coloring and activity pages provided, or send them home to do later.



## LESSON - ANIMALS OF NEPAL


If you were to visit Nepal, you would find more than people and mountains there. Just like in America, God made many fascinating plants and animals to live in that area of the world. One beautiful animal that you might have seen in a zoo is the Bengal tiger. There aren't many of these animals left in the world, but almost all of the Bengal tigers alive right now live in the hills and forests of Nepal.



Another unusual animal that makes its home in Nepal is the only mammal on the planet with a horn on its nose. It is the huge, one-horned Rhinoceros.

These animals can be six feet tall at their shoulders and weigh up to 6000 pounds. Would you like to meet a Bengal tiger or a one-horned Rhino in the woods of Nepal?

Maybe you would rather meet a beautiful Daphne bird (like a peacock)? It is found wild in the high mountains of Nepal, and it is the national bird.



What if you met a cow in Nepal? Would you think that was interesting or scary? We see cows often, don't we? Lots of farmers in America raise cows for meat or for milk, and we usually eat some sort of milk or beef every day. Did you know that in Nepal, it is actually a very serious crime to butcher a cow or eat cow meat? The cow is the national animal of Nepal. It is seen as sacred and is worshipped during special festivals. Why would cows be so special in Nepal when Americans eat them all the time? Why would anyone worship them?



Most of the people who live in Nepal practice the Hindu religion. In this religion, the cow is seen as the symbol of motherhood. The Hindu people think that when people and animals die, they come back to life again as another person or animal. This idea is called reincarnation. They are very careful, then, not to kill certain animals, especially cows, because they believe that they are really reincarnated people and animals from other lives.

## LESSON - ANIMALS OF NEPAL

The Hindus also believe that some people and animals are more important, or better than others. They made up a caste system to show which people are most important, and which people aren't worth much. Animals are also ranked in importance, with cows and rats near the top. Because they believe in reincarnation, they think that if you are very good in this life, you will get a chance to be born into a higher level in your next life; but if you are bad in this life, you will move to a lower caste for your next lifetime.

The lowest caste, or level of people are called the Dalits. The people who are born into this caste are considered "untouchable." They get to do the worst jobs and are not allowed to eat with, worship with, or even touch the people from the higher castes. These beliefs make life very hard for many Hindu people in Nepal. Because they can't butcher or eat cows, they are often hungry and don't have enough food; and because they can't destroy rats, there are too many of them running around, and they eat food the people should eat, and spread diseases that make people sick.



Because they think people are born into a caste, or level, according to how important they are, the people who are on the bottom levels are often rejected by everyone else and get the worst jobs and places to live, and can't get enough food or clothing.

God says that He made all people in His image (Gen.1:26), and that all people are equal in His eyes (Gal. 3:27-29). He sent His Son, Jesus, to die for all people so that everyone could go to Heaven (John 3:16). The Hindu people have no hope, because in this life, they can never get out of the caste they were born into. When they die, they think there is only an endless cycle of being reborn as some other person or animal. **Jesus offers us the hope of Heaven, a beautiful paradise He has prepared for us to enjoy and look forward to, even if this life is difficult and unhappy (John 14:1-3, John 16:33). Jesus says that He is the only way to get to God and enjoy Heaven (John 14:6). The Hindu people in Nepal need to hear about Jesus and understand the hope and peace He brings to this life on earth.**

*Then God said, "Let us make human beings in our image, to be like us. They will reign over the fish in the sea, the birds in the sky, the livestock, all the wild animals on the earth, and the small animals that scurry along the ground." Genesis 1:26*

*And all who have been united with Christ in baptism have put on Christ, like putting on new clothes. There is no longer Jew or Gentile, slave or free, male and female. For you are all one in Christ Jesus. And now that you belong to Christ, you are the true children of Abraham. You are his heirs, and God's promise to Abraham belongs to you. Galatians 3:27-29*

*"For this is how God loved the world: He gave his one and only Son, so that everyone who believes in him will not perish but have eternal life." John 3:16*

*"Don't let your hearts be troubled. Trust in God, and trust also in me. There is more than enough room in my Father's home. If this were not so, would I have told you that I am going to prepare a place for you? When everything is ready, I will come and get you, so that you will always be with me where I am." John 14:1-3*

*"I have told you all this so that you may have peace in me. Here on earth you will have many trials and sorrows. But take heart, because I have overcome the world." John 16:33*



# TREKING IN NEPAL GAME

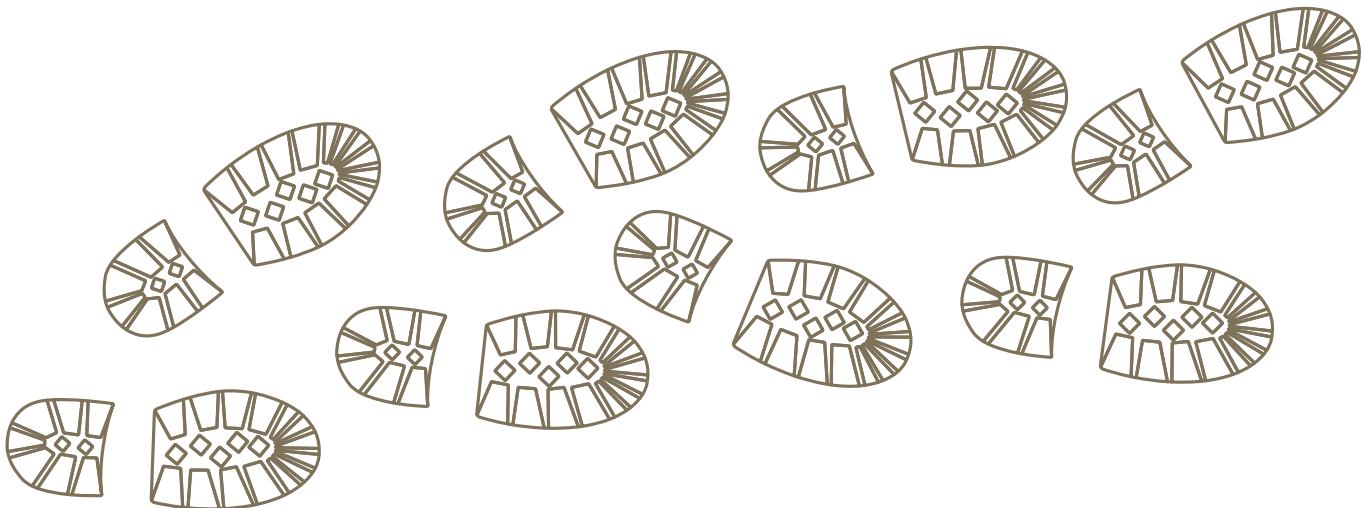
One reason visitors from all around the world come to Nepal is to “trek” or hike in the Himalayan mountains. Guides who know the area are hired to keep the tourists from getting lost. “Treks” through the mountains could be just a day hike, or they could last weeks and involve some serious mountain climbing. **The footprints containing God’s Word for the people of Nepal will represent a “trek” into the country to carry the good news that there is a God who will hear the cries of His needy ones and who will not despise those who are oppressed.**

- Cut out 40 construction paper “shoe shapes,” by tracing any sized shoe. Write one word of the Nepal verse on each footprint, using the last one for the reference. Depending on the size and ages of your class, here are some variations for playing:

\*\*Using the visual verse poster you made in Lesson One, have the class “read” the poster out loud slowly one word at a time. Have the footprints loosely taped in a random way on a door or blackboard. Have the children make a line and as each word is read aloud from the poster, the next child comes up and finds the word, transferring it to the floor (younger children and non-readers will need help). As the footprints are put in order on the floor, they should make a walking path that leads around the room or out into the hallway. When all footprints are on the floor, have a few volunteers (readers) take the trek from the beginning of the footprints to the end, reading the words of the verse out loud.

\*\*You can tape the footprints in order on the floor before class, making a winding path around the room. Using the visual verse poster, say the verse once together as a class, and then let anyone who wants a turn take the “trek” (walk the footprint path, reading the verse out loud) into Nepal to deliver God’s good news. Children could carry a Bible as they take the “trek”.

\*\*Make two sets of “shoe prints” with the verse written on them. Divide your class into teams (mixing younger kids with older ones who can read well) and give each team a shuffled set of shoe prints. Display the visual verse poster in the front of the room and have each team construct their own “trekking path” to bring the good news to Nepal. When they are done, have one volunteer from each team walk their path, reading the verse as they go.






Water Buffalo are a type of cow that is very common in Nepal. They are used to pull plows for planting fields and they give milk for a family to drink, but it is against Hindu law to butcher these animals or any type of cow.



Rats are seen as sacred in Hinduism. In this temple, milk and grain are fed to the rats, and then people eat and drink from the same milk and grain as part of their worship. It is considered a blessing from the Hindu god Ganesh to eat what a rat has touched. The god Ganesh is said to have ridden on a rat, making it a sacred animal.



Connect the dots and fill in the missing numerals.



The Bengal tiger is a large, striped cat from India, Bangladesh, **Nepal**, Bhutan, and Burma. Bengal tigers are mostly solitary, but sometimes travel in groups of 3 or 4. Male Bengal tigers are up to 10 ft. long. The fur is usually orange-brown with black stripes. The fur on the belly is white with black stripes. White Bengal tigers (with white fur and black stripes) are very rare in the wild. The Bengal tiger is a carnivore (meat-eater).





# Animal Word Search

Q N A R R E R O B R A S C E I P T P R V  
 N Z Q I P K I H S E B A O E Y E R I Q D  
 B B R M D S X H E X M K W N I H P L O D  
 V P V S T E F S T N O Q C C A R P U O S  
 S A E X L X M I V N J A G S O T V C R O  
 F R Z S O I A F P N S L E O G A E Q A Z  
 F I T Q O I N Y X N W A Y R J A S T G K  
 W A E N T M A L E A C B A E S N A E N R  
 R G R E G I T L A G N E B C T P I U A V  
 W W I P T N E E O X B A E O A O M H K I  
 O T E T H E E J R Y E R I N R P E T G I  
 I F O R T Y B A L L A W O I I R R E I E  
 L C K A R B E Z A I D A P H N E B I R D  
 P F S D L I Z N A T O S C R E R D I A A  
 I S G O H I T E A O T D G J C E A V F R  
 Y X B W R X S P J E O O M L H V P M F I  
 E O K G Y S E S P N X O Y E N N D K E L  
 B T I E A H O T Y A G R O S S C B I A T  
 A Q P R R N H Z E T W W S H S N H N M T  
 Q U T N V A L Q D O E I L S C P I E O L

The following animals are hidden in the puzzle above. Follow the instructions to complete your puzzle.

1. Find the five animals that live in Nepal that we talked about in our story. Circle their names with a pen or pencil in the puzzle above.
2. Find the three animals that might live right here in North America. Use a green marker to cross out their names in the puzzle above.
3. Find the three animals that might be found in an ocean. Use a blue marker to cross out their names in the puzzle.
4. Find the three animals that would usually be found in Australia. Use an orange marker to cross out their names in the puzzle above.
5. Find the three animals that might be found on the plains of Africa. Use a brown marker to cross out their names in the puzzle.

Rhinoceros  
 Koala Bear  
 Jellyfish  
 Giraffe  
 Daphne Bird

Chipmunk  
 Rat  
 Hyena  
 Grizzly Bear

Raccoon  
 Manatee  
 Bengal Tiger  
 Kangaroo

Zebra  
 Dolphin  
 Cow  
 Wallaby